

## WHERE WE STAND:

# BLACK NORTH CAROLINIANS ON REPRODUCTIVE HEALTH AND RIGHTS

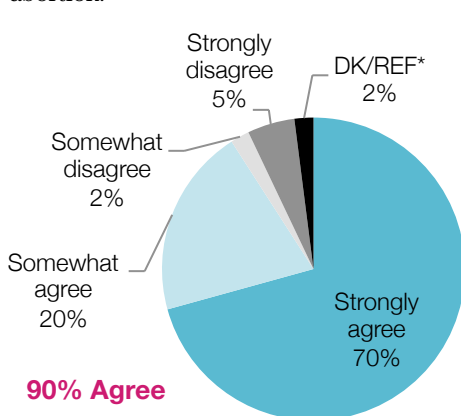
*In Our Own Voice: National Black Women's Reproductive Justice Agenda* commissioned PerryUndem Research/Communication to conduct a telephone survey of 502 Black adults in North Carolina on their attitudes about reproductive health, rights, and justice issues. The statewide survey was conducted from September 28 to October 31, 2016; 90 percent of participants were registered voters.

Overwhelmingly, Black women and men in North Carolina believe that all private and public government health insurance should cover the cost of birth control and abortion services. They also overwhelmingly support access to abortion care, believe that birth control is a fundamental part of health care, and view sex education positively.

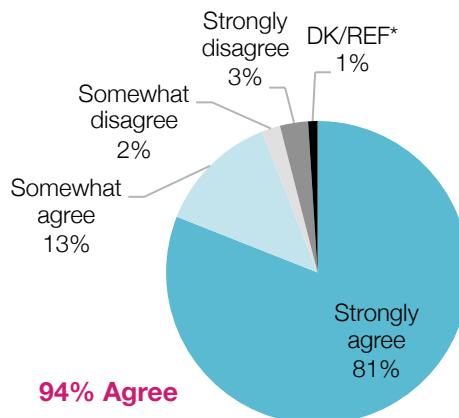
## KEY FINDINGS ON INSURANCE COVERAGE AMONG BLACK ADULTS IN NORTH CAROLINA

A large majority agrees that insurance should cover the full range of pregnancy care (90%), regardless of an employer's personal views (94%), and that the ability to control whether and when to have children is important to a woman's financial stability (96%).

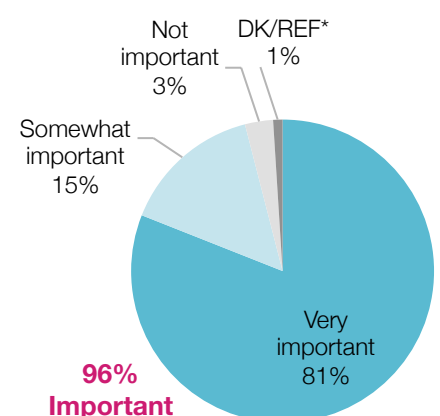
An overwhelming majority (90%) agrees that, "whether a woman has private or government-funded health coverage, she woman should have access to the full range of pregnancy-related care, including abortion."



More than nine out of ten (94%) agree "a woman should be able to get birth control through her health insurance even if her boss disagrees with the idea of birth control."



Almost all (96%) feel that a woman's ability to control whether and when she has children is an important part of her financial stability (81% say this is "very important").

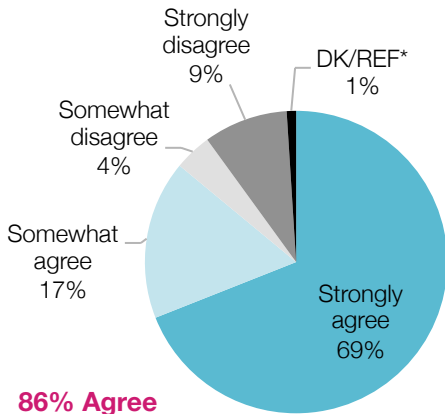


\*Respondent did not know or refused to answer the question.

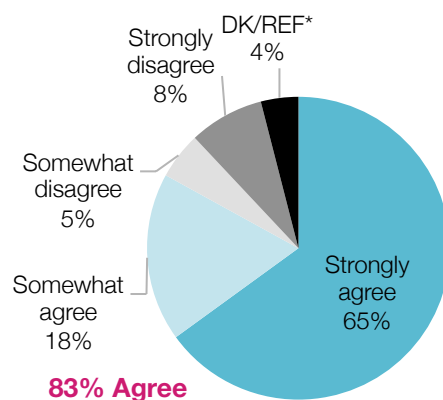
# KEY FINDINGS ON ACCESS TO ABORTION CARE AMONG BLACK ADULTS IN NORTH CAROLINA

A strong majority supports a woman’s right to have an abortion (86%); believe that Black women should be trusted to make their own decisions (83%); and support *Roe v. Wade* (69%), even if some church leaders do not (72%).

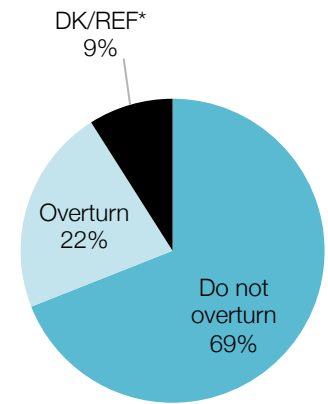
Almost nine in ten (86%) agree that “women should have the right to make their own decision on abortion;” 69% strongly support this right.



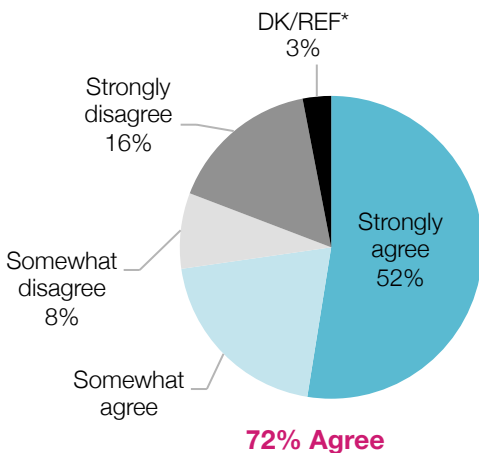
More than eight in ten (83%) agree that we should “trust Black women” to make decisions that are best for them. Two-thirds (65%) strongly agree.



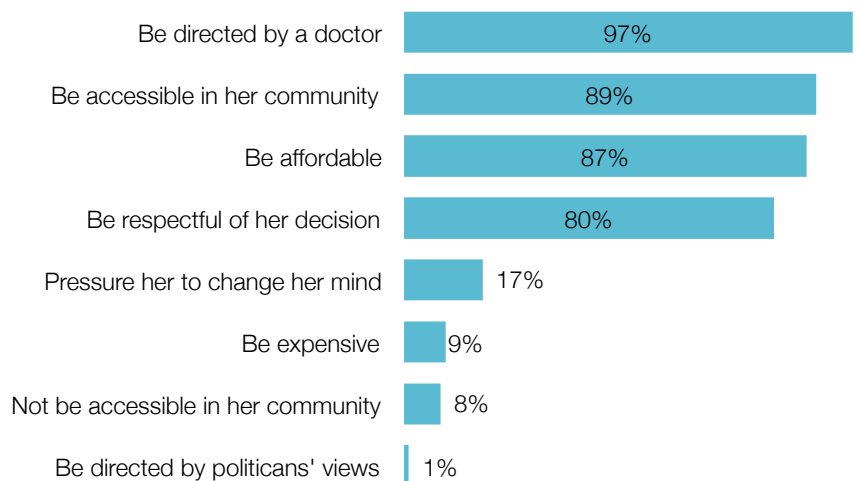
More than two-thirds (69%) do not want *Roe v. Wade* to be overturned, including 62% of those who self-described as being religious.



A majority (72%) agrees that abortion should remain legal, even though some church leaders take a stance against abortion.



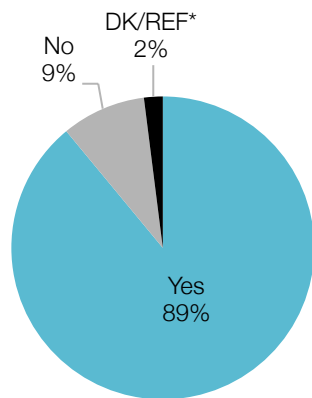
When it comes to access to abortion care, large majorities want care to be directed by a doctor (97%), accessible in the woman’s community (89%), affordable (87%), and be respectful of the woman’s decision (80%).



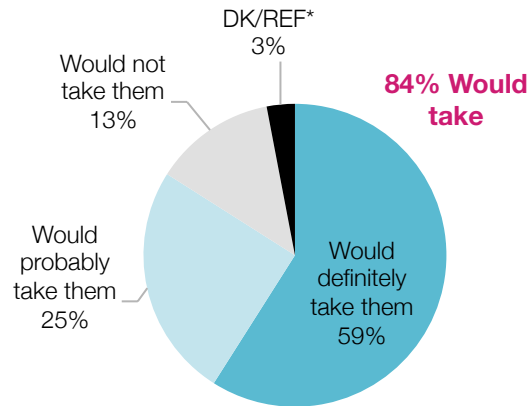
## KEY FINDINGS ON BIRTH CONTROL ACCESS AMONG BLACK ADULTS IN NORTH CAROLINA

A strong majority considers birth control to be part of basic health care coverage (89%), and would take their teenager to get needed birth control (84%).

A strong majority (89%) agree that birth control is a “basic part of women’s health care coverage.”

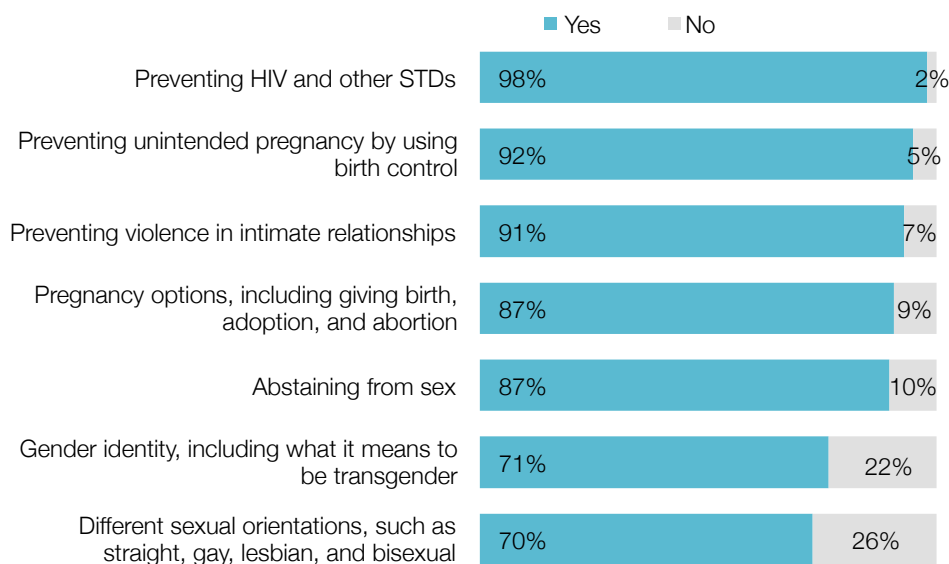


A strong majority (84%) would take their own teenager to get birth control if he or she needed it; 59% say they would “definitely take them.”



## KEY FINDINGS ON COMPREHENSIVE SEX EDUCATION AMONG BLACK ADULTS IN NORTH CAROLINA

Nearly all respondents want sex education programs to cover preventing HIV and other STDs (98%), unintended pregnancy (92%), and intimate partner violence (91%). The majority also wants sex education to include pregnancy options, including parenting, adoption, and abortion (87%); abstaining from sex (87%); gender identities (71%); and sexual orientation (70%).



## DETAILED METHODOLOGY

PerryUndem Research/Communication conducted a representative survey of 502 Black adults in the state, by telephone, from September 28 to October 31, 2016. Social Science Research Solutions (SSRS) administered the survey using a pre-screened sample from its weekly, dual-frame omnibus survey, a listed sample, and unlisted random digit dialing (RDD) sample. The data were weighted to reflect the state's Black adult population and to adjust for the different samples' selection probabilities. The margin of sampling error for results is +/- 6.2 percentage points.

---



**IN OUR OWN VOICE:**  
**NATIONAL BLACK WOMEN'S REPRODUCTIVE JUSTICE AGENDA**  
1300 I Street, NW • Suite 400E • Washington, DC 20005 • 202-749-8365 • [www.blackrj.org](http://www.blackrj.org)

## ACKNOWLEDGMENTS

### Authors

Marcela Howell, Founder and Executive Director, In Our Own Voice: National Black Women's Reproductive Justice Agenda

Michelle Batchelor, Deputy Director, In Our Own Voice: National Black Women's Reproductive Justice Agenda

**Editor:** Susan K. Flinn, MA

**Design:** Goris Communications

**Foundation Support:** We want to thank the following foundations for their support in producing this report: The Moriah Fund, Irving Harris Foundation, the David and Lucille Packard Foundation, the Ford Foundation, and two anonymous donors.